



The Pines School

Preschool - Year 7

Respect, Belonging and Fun Engaged Learning

Information Book



Respect, Belonging and Fun Engaged Learning



The Pines School
P.O. Box 576
Salisbury South SA 5106
E-mail: dl.1777.info@schools.sa.edu.au
Web: www.thepines.sa.edu.au

Phone: 8281 2199
Fax: 8281 5858

Contents

The Pines School Campus.....	page 4
The Australia National curriculum	page 5
The Main Curriculum Priorities	page 5
Assessment and Reporting.....	page 6
Absents from school.....	page 6
Canteen	page 7
Consent forms	page 7
Custody of children	page 7
Computers.....	page 7
Emergency contacts	page 8
Enrolment.....	page 8
Flexibility with in the policy.....	page 8
Lost property.....	page 9
Out of school hour care.....	page 9
Parking	page 9
Preschool.....	page 9
Playgroup	page 10
SA Dental Services.....	page 10
School routine	page 10
Students collected before dismissal time	page 10
Students in other year levels.....	page 11
School web site, Term dates and Transition visits	page 11
Anti-Bullying policy.....	page 12, 13
Student Grievance procedures	page 13
Positive Education	page 14
PERMA Model	page 15
School App	page 16
Student attendance.....	page 17
Parent Grievance procedures	page 18, 19
Sun Smart Policy	page 20, 21
Dress Code Policy	page 22, 23
Uniform price lists	page 24
Hot/wet weather policy	page 24
Information about materials and services charges.....	page 25
Happy Haven OSHC	page 26,27
Starting School	page 28,29
Christian Pastoral Support program.....	page 30,31
Canteen pricelist	page 32,33
Master pass.....	page 34, 35
School map.....	page 36

THE PINES SCHOOL CAMPUS

INFORMATION FOR PARENTS, GUARDIANS, FAMILIES AND STUDENTS

ADMINISTRATION

Principal	CHERIE COLLINGS
Deputy Principal	SAM KONNIS
Well Being Leader	JACQUI SIMPSON
Senior Leader	TOULA GIRGOLAS
Senior Leader	AMBER YEPA (Pre-School)
Senior Leader	ALICIA PHILLIPS

PHONE NUMBERS

School Number	8281 2199
School Fax	8281 5858
NORTHERN REGIONAL OFFICE	8256 8111

Dear Parents and Caregivers,

We would like to welcome your family to The Pines School and trust that your association with the school will be both a happy and a successful one for you and your child.

The Pines School Campus was established in 1986 and has a strong history of providing a caring, co-operative and stimulating learning environment for children. The Pines is made up of a Primary school, a Child Parent Centre (Pre-school), Intensive English classes for new arrivals to Australia, Out of School Hours Care and Playgroup. The integrated services offered at The Pines provide for

- High educational outcomes
- Continuity of Care and Education
- Seamless Approach
- Smooth Transition
- Quality Relationships
- Familiar Environment
- Maximising and Sharing Resources
- Continuity of Intervention and Support Services

This Parent Information Book is intended as a means of informing you of the routine matters relating to school life. We value your support and encourage your active interest and involvement in the school.

Communication between parents and staff is also valued. We invite you to make contact with your child's teacher, the Principal or Assistant Principal with enquiries or constructive comments.

THE AUSTRALIAN NATIONAL CURRICULUM

The Pines School offers a broad balanced curriculum based on the implementation of the Australian Curriculum.

Information on Curriculum areas is available from the school.

THE MAIN CURRICULUM PRIORITIES AT THE PINES

LITERACY - Reading with a focus on Comprehension and writing

MATHS - with a focus on Number

DEVELOPING POWERFUL LEARNERS

Our Vision is:

To provide an environment which is caring, engaging, and enables all learners in the school community to recognise and achieve their full potential.

Mission Statement

At the Pines School:

- **Diversity is recognised and celebrated.**
- **Relationships between all community members are highly valued.**
- **Environmental practices reflect the pride we have in our community.**
- **Teaching and learning for the digital age guides our classroom practices.**
- **We recognise the significance that social, emotional, physical and academic learning all contribute to learner wellbeing.**

ASSESSMENT AND REPORTING

Parents/Caregivers are welcome to contact their child's teacher to make an appointment to discuss learning throughout the year.

In order to maintain consistency across the school and to make information about your child's progress more accessible, the following forms the basis of our school's Assessment and Reporting Procedures.

Term One

Acquaintance Evening

Information to go home to coincide with sessions may contain:

- Class Newsletter from Teacher
- Curriculum Overview for Term One

End of term – Parent/Caregiver/Student/Teacher Interviews

Term Two

Week 10 - Written Report

Term Three

Week 3 - Optional Interviews – teacher OR parent caregiver initiated

Term Four

End of Term 4 - Written Report

ABSENCES FROM SCHOOL

When a student is absent from school, a code is entered into the computer recording:-

- **Whether the school has been notified**
- **Whether a doctor's certificate has been sent**
- **What the explanation for the absence is**

If after 3 days absence, the school has not been notified, the school is then required to contact the parent or caregiver and seek an explanation for the absence. Where possible, you are requested to telephone the school on **8281 2199** and explain your child's absence. A message will be given to your child's class teacher.

When a student is late for school, an entry is also made in the Class Roll. We seek your cooperation in making sure that all students arrive at school before 8.50 am, lateness is also recorded each day. When a student is continually late, a report will be made to the school attendance counsellor.

For students to make a real success of their schooling, it is vital that they are at school on time daily to be involved in their daily learning.

CANTEEN

The School canteen operates daily – Before School (for lunch orders), at Recess and Lunch times.

A Canteen Price List will be sent home at the commencement of each year and updated periodically. Bags for ordering lunches are available at the Canteen. When ordering lunches, please label bags clearly with:-

Child's Name Room Number Teacher's Name Year Level

Lunch Orders must be taken to the Canteen **before** school. Correct money would be appreciated. Assistance to complete lunch orders will be provided by the Canteen Volunteers.

Lunch orders can also be ordered on the free school canteen app-QKR, which can be downloaded on your phone.

CONSENT FORMS

You are requested to complete a general consent form. This then indicates your consent or otherwise for your child

- To borrow from the school library.
- To be photographed or filmed for possible inclusion in newsletters or on The Pines School website.
- To be checked for headlice.
- To have sunscreen applied.

CUSTODY OF CHILDREN

Please advise the Principal regarding any specific Custody arrangements that may exist. The Principal must sight the relevant legal documentation. Otherwise, without a Custody Order all parents have access to their child/ren. All information supplied is kept confidential and only discussed with relevant school personnel. A copy of legal documentation must be retained by the school.

COMPUTERS

At The Pines, we are committed to developing the use of Communication Technologies to enhance student learning outcomes. Students have access to computers in their classrooms, the Computer Room, the RBL area in the Resource Centre and the GLA building.

Desktop computers are used throughout the school. The entire school is networked and we have access to worldwide information providers.

An Internet Users Agreement form needs to be completed and signed for each student on enrolment.

EMERGENCY CONTACT CARDS

Emergency Contact information is kept in the Front Office for each child in the school.

The information includes –

- Name, Address, Home Phone Number
- Year Level, Class Teacher
- Names of Parents/Caregivers – with work/alternate phone numbers
- Names and phone numbers of **three other** contacts should Parents/Caregivers not be contactable during school hours, in an emergency eg, a child becoming ill or injured at school
- Details of any medical condition, allergy etc, and appropriate treatments

The school will require the name of your child's doctor and an authorisation for school staff to obtain medical treatment in an emergency.

It is vital that this information is kept up to date and that emergency contacts will enable the school to contact a person nominated by the Parent/Caregiver in the case of an emergency.

For the purpose of duty of care persons not nominated as emergency contacts will not be permitted to collect a student without prior notification.

ENROLMENT OF RECEPTION STUDENTS

From 2014, South Australia will have the same first day of school for all children – the beginning of Term One. Having the same first day of school will ensure that every child is guaranteed four terms of Reception before they go on to the rest of their primary schooling. It will also mean a more stable environment for children with fewer changes to classes throughout the year. Where a child turns five before May 1, they will start school on the first day of Term One of that year. Where a child turns five on or after May 1 they will start school on the first day of Term One the following year. The minimum age for starting school will be four years and eight months from 2014.

FLEXIBILITY WITHIN THE POLICY

In exceptional cases, the length of time that particular children will spend in Junior Primary classes may be varied through discussions between parents, teachers and the Principal. This may apply to children who have special social, emotional, physical or educational needs.

During these formative years and later primary years, teachers work to match the needs of individual children who display a wide range of abilities and maturity and encourage children to take an active role in their learning. They need time to:-

We believe that when children enter school, they bring with them many and varied experiences and a wide range of abilities.

We also believe that children achieve optimum learning when they are given time to explore and experiment in their learning, in a meaningful and constructive manner.

LOST PROPERTY

Please ensure that you label all of your child/ren's belongings. This includes all clothing items as well as learning resources. Labeled items can then be easily returned to their owners.

Lost property is stored in the courtyard. Please enquire at the School Office. The Lost Property will be cleared out on a regular basis and unclaimed items will be donated to a charitable organisation.

OUT OF SCHOOL HOURS CARE

The Happy Haven OSHC Program situated on our site provides a service to working parents, parents studying or anyone who needs their children cared for before and/or after school or during school holidays.

- The morning program operates from 6.30 am to 8.30 am.
- The afternoon session runs from 3.00 pm until 6.00 pm sharp.
- During vacation time OSHC operates 6.30 am to 6.00 pm. Fees are kept to the minimum and Childcare assistance and Childcare Rebate are available upon request.
- The program is privately run by Happy Haven
- Enquiries may be made by phoning Jamie or Nick who are the OSHC Directors on 8258 8337.

PARKING

Please adhere to parking regulations around the school. The Salisbury Council may fine people for parking infringements.

For reasons of safety, the Staff Car Park is not to be used for dropping off or collecting children.

Parent parking is available on Andrew Smith Drive or in the car park adjacent to the football club. No parent parking is permitted in the staff car park.

PRESCHOOL

The Pines has a School based Pre-school. Pre-school children 4-5 years of age are able to attend 15 hours a week of pre-school.

Group A: Monday & Tuesday 8:30 - 3:10

Group B: Thursday & Friday 8:30 - 3:10

Wednesday: 8:30 - 12:00 (Group A odd weeks, Group B even weeks).

Fees are: \$70.00 per term for full time pre-school.

The Early Years Learning Framework - Belonging, Being and Becoming is the curriculum document that forms the foundation of early years learning.

The Framework addresses the following learning outcomes:

- Children have a sense of identity
- Children are connected with and contribute to their world
- Children have a strong sense of wellbeing
- Children are confident and involved learners
- Children are effective communicators.

PLAYGROUP

Playgroup is for children 0 – 4 years of age. It is a parent managed learning program and is offered at the school once per week. Playgroup gives Parents/Caregivers and their babies and young toddlers the opportunity to meet and explore play, activities, songs and music, routines and interaction with other children in a safe learning environment. For further information contact the Pre-school on 8281 2199.

SA DENTAL SERVICE

Keep your kids smiling

Dental care is FREE for ALL babies, preschool and most children under 18 years at School Dental Service clinics. Our specially trained staff provide comprehensive dental care to help prevent pain and tooth decay. We will always talk to you about what your child needs before we provide any treatment.

We have been a trusted government dental service for children since 1969 and bulk bill under the Child Dental Benefits Schedule.

Call us now for an appointment or use the link on our website to ask us to contact you.

Your local clinics are: Salisbury Community Dental Clinic Phone: 8250 9254
Elizabeth GP Plus Dental Clinic Phone: 7485 4000

www.sahealth.sa.gov.au/dentalappointment

SCHOOL ROUTINE

A teacher is rostered on yard duty from 8.30 am each day. However, no responsibility is taken for children entering the school yard before that time.

- 8:20 am .. Canteen opens
- 8:40 am .. Classroom opens
- 8:50 am .. Lessons begin
- 10:40 am .. Recess
- 11:00 am .. Lessons
- 12:40 pm .. Lunch begins in classrooms.
- 12:50 pm .. Canteen opens
- 12:50 pm .. Play begins
- 1:20 pm .. Play ends
- 1:25 pm .. Yard clean up
- 1:30 pm .. Lessons commence
- 3:00 pm .. School ends

Early Dismissal – 2.00pm

On the last day of each school term.

STUDENTS COLLECTED FROM SCHOOL EARLY – BEFORE DISMISSAL TIME

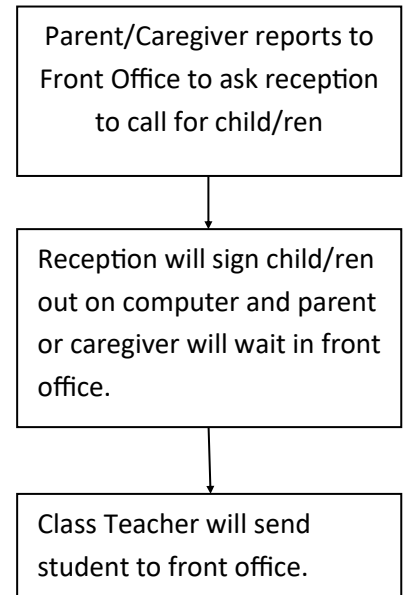
A register of students who leave the school before 3.00pm is kept in the Front Office. This has been introduced for the following reasons:-

- Teachers and schools have legal obligations for the care of students.
- Concern from teachers regarding the number of students leaving school early.
- The number of students who are involved in custody cases.

- The difficulty for (Non Contact) Teachers and Relief Teachers who are unaware of family circumstances and don't know the students well and may be unaware if a child is missing.
- Safety and Well Being of the students in our care.

The following flow chart describes the action required to be taken when a student is collected from school before normal dismissal time. The Register will also be used to record the details of students who go home early through illness or injury.

Students who leave school early must be accompanied by a responsible adult.



	Term 1	Term 2	Term 3	Term 4
2018	29 Jan - 13 Apr	30 Apr - 6 Jul	23 Jul - 28 Sep	15 Oct - 14 Dec
2019	29 Jan - 12 Apr	29 Apr - 5 Jul	22 Jul - 27 Sep	14 Oct - 13 Dec
2020	28 Jan - 9 Apr	27 Apr - 3 Jul	20 Jul - 25 Sep	12 Oct - 11 Dec
2021	1 Feb - 16 Apr	3 May - 9 Jul	26 Jul - 1 Oct	18 Oct - 17 Dec

TERM DATES

This information is current as of March 2015.

STUDENTS IN OTHER YEAR LEVELS

Our school is zoned.

When students wish to enrol at our school Parents/Caregivers must supply proof of residence. This can be done by producing an original utility bill eg: electricity, water, council rates or gas bill. It is desirable that a pre-enrolment meeting with a Leader at the school takes place.

Once a student is enrolled, a commencement date will be negotiated between the Parent/Caregiver and the enrolling staff member. This will normally be the next day after enrolment.

SCHOOL WEBSITE

www.thepines.sa.edu.au

TRANSITION VISITS

Transition Visits are arranged for newly enrolled Reception students. You will be informed by letter of details of these visits.

The Pines School Anti-Bullying Policy

Belonging, Respect, Fun

Effective Behaviour Management

- Student behaviour management begins in the classroom.
- Clarity and consistency assists students to make appropriate choices.
- Teacher and students negotiate behavior expectations and logical consequences.
- Student safety and wellbeing is addressed through the curriculum (including Program Achieve, Child Protection Curriculum and other supporting programs).
- Grievance Procedures are known and promoted.
- Students are encouraged to make positive decisions and supported to repair relationships.
- Recognise and acknowledge students for positive behaviour.

Student Code of Conduct

- Attend school and participate fully in lessons using a 'Growth Mindset'.
- Develop responsibility as a learner and self-advocacy.
- Respect the rights of other students to learn and of teachers to teach.
- Actively contribute to school decision making through Student Voice opportunities.
- Will engage in supportive, respectful and friendly behaviour at all times.
- Actively seek help when challenges arise.

THE PINES' BEHAVIOUR PROCEDURES

As a school of complexity, all staff may be working with students who require differentiation in behaviour processes to help students to engage in learning and be successful. A consistent approach and communication with other staff, leadership and families is essential. Teachers should use their professional judgement and treat behaviours in the context in which they occur.

Reminder

Official Warning

Class Time Out

A negotiated area in your classroom.

Time out in Support Class

Child to be sent with a note and work to complete.

Office Time Out with Pink Note

Any incident where leadership is required to intervene will require a pink note to be completed in order to record information on EDSAS. Teacher informed of outcome.

****Red card is to be used when urgent assistance is required.**

****Teachers might skip steps 1-4 and send child to office immediately if student:**

- Fights/ displays physical violence/ shows aggression
- Has total refusal to follow Pines Behaviour Procedure
- Sexually harasses others
- Steals
- Throws furniture
- Has contraband/ drugs
- Racially harasses others
- Intentionally destroys property

Consequences for appropriately demonstrating school

values, student code of practice and yard/class rules:

Each class will have its own celebration or acknowledgement system that has been negotiated with students and may include such practices as:

- A points system leading to a celebration or award.
- Stickers, certificates, prizes etc
- A positive step system.
- Class Program Achieve Awards presented in assembly.
- Student behaviour management begins in the classroom.
- Yard Program Achieve Awards presented in assembly.
- Clarity and consistency assists students to make appropriate choices.

⇒ There will be scope for students on individual behaviour plans to have specific and modified access to the above type of acknowledgements.

⇒ There will be acknowledgement and celebration of positive behavior in the classroom and yard through Whole School Assembly.

⇒ There will be access to a range of non-curriculum based special events such as excursions, camps, SAPSASA, District Sports, etc, for students who continually demonstrate appropriate behavior choices.

Immediate Consequences for not following school behaviour policy:

1. Warning (classroom or yard) – request to stop or logical consequences like picking up papers, school service, apologising, correcting or making good whatever has been done.
2. Initial time out in the classroom (time from 3-15 minutes depending on age) or yard sit out if behaviour occurs at play.
3. Extended time out in the classroom (up to 60 minutes with parent notification via diary) or Time Out in Front Office for half of lunch (15 minutes with parent notification) if behaviour occurs at play.
4. Sent to Behaviour Support Classroom for a period of time determined by the teacher (with parent notification via diary) or Front Office Time Out for the whole lunch (with parent notification via Front Office Time Out note).
5. Decision made that student requires time in the office. Office Referral slip filled out and sent to the front office. Students must be informed that this is happening. Leadership will collect students from the classroom as soon as possible. Leadership will read the behaviour slip, investigate if required and decide on consequences. Parents notified via office note and/or phone call.
6. If behavior is a single incident at Red Level, leadership will be contacted for immediate intervention. If they are not able to safely defuse the situation they may physically remove the student, contact parents, remove other students and teacher from the classroom, contact the police etc. An Office Referral form must be completed ASAP. Leadership will determine consequences and notify parents.
7. Red Level behaviours may require take home, internal suspension or external suspension for 1 – 5 days.
8. Exclusion for period negotiated between Leadership, Interagency Student Behaviour Management Coordinator, Class Teacher and family.

The Pines School Anti-Bullying Policy

Continued

Immediate Consequences for not following school behaviour policy continued:

NB. Behaviour records/parent notifications are expected as part of the Behaviour Policy so that parents are continually kept informed and provided with an opportunity to support the classroom teacher in modifying inappropriate behaviour. Records also provide back up when leadership intervention is required, particularly when suspension and/or exclusion is likely.

Bullying at School

What is bullying?

Definition of Bullying

Bullying is the systematic abuse of power. Bullying is deliberate, hurtful gestures, words or actions which are repeated over time.

Bullying:

- May involve hitting, kicking, pinching (physical); name-calling, teasing, threats (verbal); notes, graffiti, text messages, sending filmed or photographed images, comments on social networking (visual/written); stand-over tactics, gestures (psychological); rumours, putdowns (social exclusion); physical, verbal or nonverbal sexual conduct (sexual).
- May be done directly (e.g. face to face) or indirectly (e.g. via the internet or mobile phones)
- Involves the misuse of power and may be motivated by jealousy, distrust, fear, misunderstanding or lack of knowledge
- Has an element of threat
- Has an element of threat
- Can continue over time
- Is often hidden from adults
- Will be sustained if adults or peers do not take action.

Discrimination

Discrimination occurs when people are treated less favourably than others because of their race, culture or ethnic origin; religion; physical characteristics; gender; sexual orientation; marital, parenting or economic status; age; ability or disability. Discrimination is often ongoing and commonly involves exclusion or rejection, and may be subject to investigation under the Equal Opportunity Act 1984.

Violence

Violence is the intentional use of physical force or power, threatened or actual, against another person(s) that results in psychological harm, injury or in some cases death. Violence may involve provoked or unprovoked acts and can be a single incident, a random act or can occur over time. This may constitute an assault, which is a police matter. Leadership can report incidents of violent assault to SAPOL.

What will the school do about incidents of bullying?

All DECD schools work within the guidelines of the School Discipline Policy:

DECD, school communities, services and agencies work together to create learning communities which are:

- Safe
- Inclusive
- Conducive to learning
- Free from harassment and bu

At The Pines School, Anti-bullying and Grievance Procedures are part of the school's Student Behaviour Management Policy and Procedures. As previously stated, a range of consequences may be used for students who bully including time spent out of the classroom or playground, take-home, suspension etc.

What will staff do about incidents of bullying?

- Be familiar with the school's Student Behaviour Management Policy and Procedures, including the Student Grievance Procedure
- Be available to listen and act upon reports of bullying.
- Treat all reports of bullying seriously.
- Report incidents of bullying.

What will students who are bullied do?

- Communicate as soon as possible after the event, either face to face or in written form if preferred, with an adult they trust e.g. staff member or parent.

What will students who witness bullying do?

- Behave like a positive bystander by not encouraging the bully through their presence or actions. Tell the bully/bullies to stop if they feel able.
- Encourage the victim to safely leave the situation by walking away and then reporting the incident.

What will parents do about incidents of bullying?

- If you suspect bullying encourage your child to talk about it with you, their teacher, Wellbeing Leader etc.
- Make an appointment to discuss the bullying with the school.

Useful websites and resources on dealing with bullying:

National Safe Schools Framework <https://www.education.gov.au/national-safe-schools-framework-0>

Bully No Way <http://www.bullyingnoway.gov.au/>

Parents and Community Health and Wellbeing Bullying and harassment
<http://www.decs.sa.gov.au>

Positive Education

Our approach to well-being works to improve outcomes for students under Positive Education, which uses the **PERMA Model** and a **strength-based** approach to develop resilience, independence and happiness.

WISDOM	CREATIVITY • Originality • Adaptive • Ingenuity	CURIOSITY • Interest • Novelty-Seeking • Exploration • Openness	JUDGMENT • Critical Thinking • Thinking Things Through • Open-mindedness	LOVE OF LEARNING • Mastering New Skills & Topics • Systematically Adding to Knowledge	PERSPECTIVE • Wisdom • Providing Wise Counsel • Taking the Big Picture View
COURAGE	BRAVERY • Valor • Not Shrinking from Fear • Speaking Up for What's Right	PERSEVERANCE • Persistence • Industry • Finishing What One Starts	HONESTY • Authenticity • Integrity	ZEST • Vitality • Enthusiasm • Vigor • Energy • Feeling Alive	
HUMANITY	LOVE • Both Loving and Being Loved • Valuing Close Relations with Others	KINDNESS • Generosity • Nurturance • Care & Compassion • Altruism • "Niceness"			SOCIAL INTELLIGENCE • Aware of the Motives/Feelings of Self/Others • Knowing what Makes Other People Tick
JUSTICE	TEAMWORK • Citizenship • Social Responsibility • Loyalty			FAIRNESS • Just • Not Letting Feelings Bias Decisions About Others	LEADERSHIP • Organizing Group Activities • Encouraging a Group to Get Things Done
TEMPERANCE		FORGIVENESS • Mercy • Accepting Others' Shortcomings • Giving People a Second Chance	HUMILITY • Modesty • Letting One's Accomplishments Speak for Themselves	PRUDENCE • Careful • Cautious • Not Taking Undue Risks	SELF-REGULATION • Self-Control • Disciplined • Managing Impulses & Emotions
TRANSCENDENCE	APPRECIATION OF BEAUTY & EXCELLENCE • Awe • Wonder • Elevation	GRATITUDE • Thankful for the Good • Expressing Thanks • Feeling Blessed	HOPE • Optimism • Future-Mindedness • Future Orientation	HUMOR • Playfulness • Bringing Smiles to Others • Lighthearted	SPIRITUALITY • Religiosity • Faith • Purpose • Meaning

©Copyright 2004-2017, VIA Institute on Character

24 Character Strengths

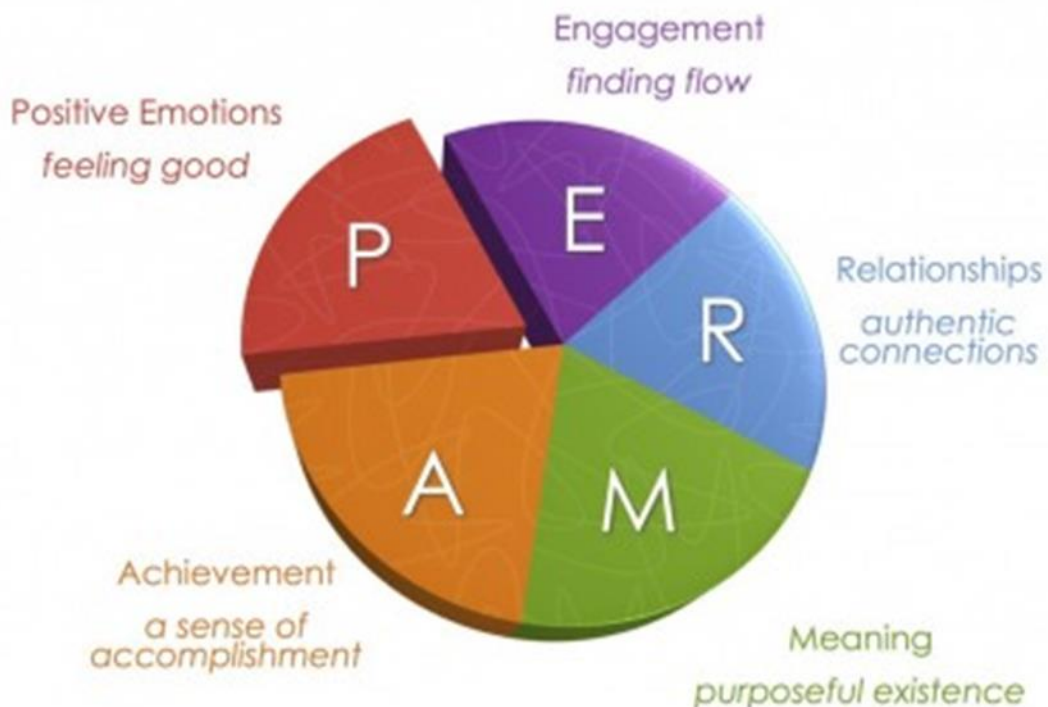
Good character has been linked to lasting happiness.



PERMA Model

The PERMA model was designed by Martin Seligman with five core elements of psychological well-being and happiness. Seligman believes that these five elements can help people reach a life of fulfillment, happiness, and meaning. This model can also be applied to institutions to develop programs to help people develop new cognitive and emotional tools.

<https://positivepsychologyprogram.com/perma-model/>



How to Install Skoolbag On Your Smartphone

iPhone & iPad users

1. Click the App store icon on you Apple device
2. Type your school name in the search (using suburb name will help)
3. If iPhone, your school will appear, click “Free” then “Install”
4. If iPad, change the drop list to iPhone apps, your school will then be visible, click “Free”, then “Install”
5. When installed, click “Open”
6. Select “OK” to receive Push notification, when asked
7. Click the “More” button on the bottom right of the app then “Setup”
8. Toggle on the Push Categories that are applicable for you



Android Users

You must first have signed up with Google Account before installing the app

1. Click the “Play store” on you Android Device
2. Click the magnifying glass icon at the top and type in your school name in the search (using suburb name will help)
3. Click the school name when it appears in the search
4. Click the “Install” button
5. Click “Accept” for various permissions (please note, we do not modify any of your personal data on your device)
6. Click “Open” when installed,
7. Click the “More” button on the bottom right of the app then “Setup”
8. Toggle on the Push Categories that are applicable for you



The Pines School

Student Grievance Procedures

A **bully** is someone who *teases, annoys, excludes, frightens* or *hurts* someone else on purpose, repeatedly and knowingly.

There are 4 types of bullying – Physical, Verbal, Emotional and Social.

If you think somebody is deliberately trying to ‘dip your bucket’...

You might:

- o Stay calm
- o Try to ‘talk it out’
- o Walk away and let it go
- o Go to another activity
- o Use confident body language
- o You might negotiate or compromise
- o Try to fill your own bucket
- o Talk about it at class meeting



Tell the person who is harassing to stop – use an ‘I’ statement

“STOP IT! I don’t like it!”

“You need to stopme. Stop it!”

****Always report violence to an adult immediately!!**

Get help from someone you trust who can help solve the problem...

For example talk to:

- o Any teacher or staff member
- o Student Well-Being Leader
- o Parents/Caregivers or a Trusted Adult
- o Siblings
- o Kids Helpline (1800 55 1800) or go to www.kidshelpline.com.au/school

Visit www.esafety.gov.au for information about cyber bullying.

****If the harassment or bullying continues.....**

KEEP REPORTING! DON’T GIVE UP!

Reviewed February 2019

Parent/Caregiver Grievance Procedures

The well-being of children, staff and parents is paramount to our community at The Pines School. From time to time, issues or concerns may arise where parents or caregivers may feel concerned or unhappy about something that has occurred at school, such as:

- Your child's learning
- Incidents in the class or the yard
- The behaviour or decisions of staff
- A policy, procedure or practice

Parent(s)/Caregivers with a grievance or concern should:

1. **In the first instance**, arrange a time (make an appointment) to speak to the relevant teacher (s) about the problem.

**Please Do Not enter school classrooms or offices about a major grievance to see staff without prior arrangement.*

2. Let the teacher know what you consider to be the issue. You may raise a concern or complaint verbally or in writing.
3. Allow a reasonable, mutually agreed time frame for the issue to be addressed.
4. If you feel that the grievance has not been addressed or resolved, arrange a time to speak to a member of Leadership via appointment or phone on 8281 2199.
 - Principal - Cherie Collings
 - Deputy Principal – Sam Konnis
 - Senior Leader IELC – Priyanka Sharma
 - Senior Leader - Toulou Girgolas
 - Senior Leader – Alicia Phillips
 - Student Well-Being Leader – Jacqui Simpson
 - Pre-School Director – Amber Yepa

Any of these people will take every reasonable step to resolve your concern or complaint in a timely manner.

5. If you are still dissatisfied with the outcome, please arrange a time to discuss the issue with the Educational Director for our school, Ms Kerry Dollman on 8314 4000.

The new DECD (Department of Education and Child Development) Parent Complaints Policy and associated procedure have been developed to provide parents and school leaders with a policy framework.

This is supported by detailed procedural information, for managing concerns and complaints made by parents or caregivers of children and young people attending DECD preschools and schools.

This policy and procedure can be found at:

http://www.decd.sa.gov.au/policy/pages/OSPP/policy_index you will find it under P.

To further support the resolution of concerns and complaints, the department has also established a Parent Complaint Unit. This unit has a dual function

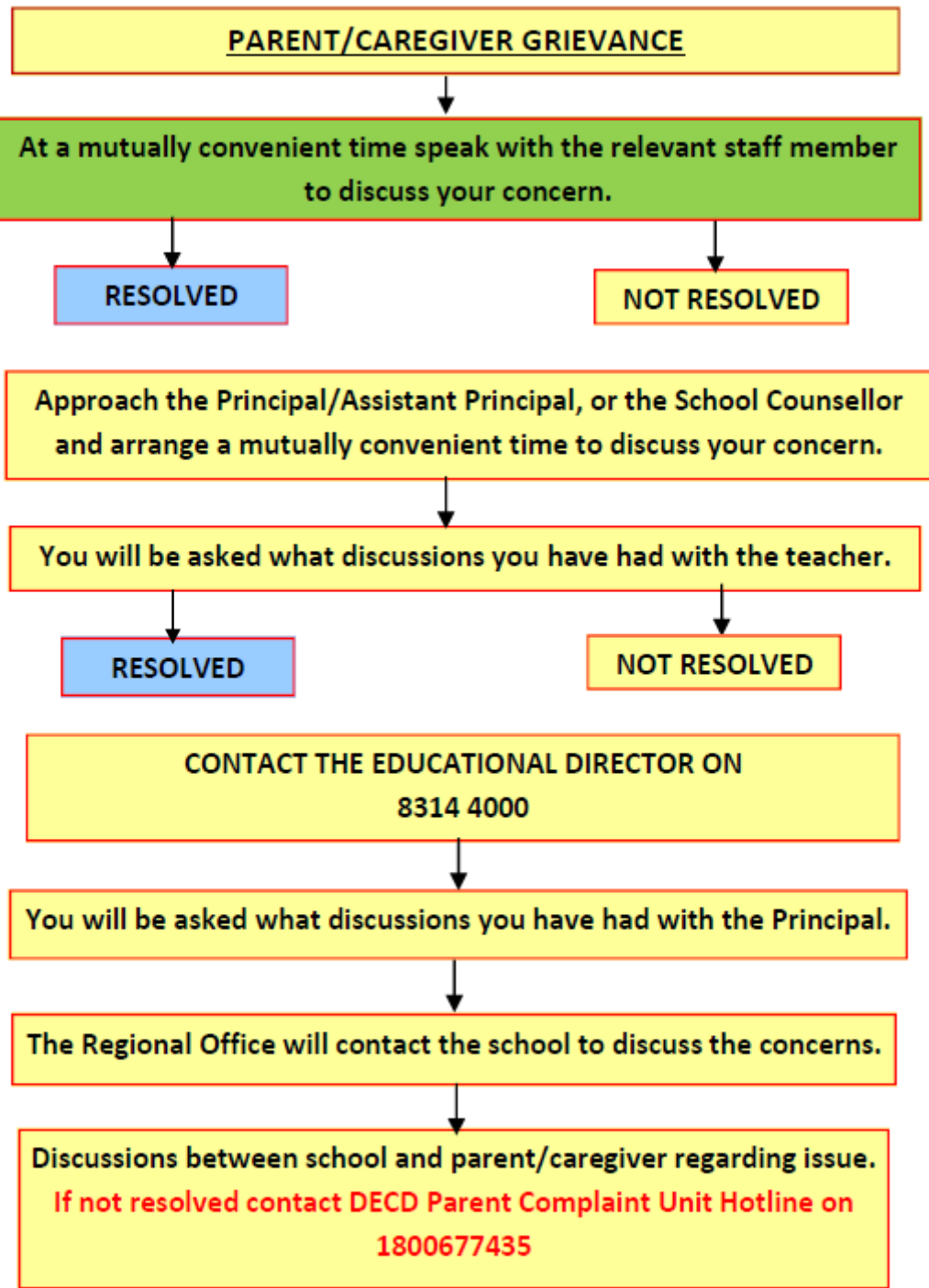
To provide advice and support to parents/caregivers regarding their concern or complaint

To undertake objective and impartial reviews of complaints that have not been resolved at the local or regional level.

Parents/Caregivers may call DECD Parent Complaint Unit hotline at any stage on 1800 677 435 for information, advice and support. The unit may also be contacted by email at DECD.ParentComplaint@sa.gov.au

Parties involved in a complaint can expect that they will be supported by the department throughout the complaint management process.

All parties involved in a complaint management process can bring a support person to any of the meetings held in relation to the complaint.



The Pines School SunSmart Policy

Policy Rationale

We know that excessive UV exposure can cause skin damage and lead to skin cancer. School-aged children receive an hour of direct sunlight daily on average. Regular use of sunscreen, hats and protective clothing has been proven to reduce the risk of skin cancer in both the short and long term.

It is our responsibility to educate students and provide a safe environment for our children. Proactive staff can encourage our students to take appropriate and effective skin-protection measures. Our aim is for our students to participate in safe outdoor activity both at school and home, using the SunSmart message as a guide to good skin care.

The sun's UV radiation is both a major cause of skin cancer and the best natural source of vitamin D. Vitamin D is important for strong bones, healthy muscles and general health. When UV levels are 3 or higher most people need just a few minutes of sun in the morning and/or afternoon to get a sufficient amount of vitamin D. Individuals should be sun-smart between the hours of 11am and 3pm. When UV levels fall below 3, children need around 2 to 3 hours of direct sunlight each week.

The purpose of this policy is to:

- Promote positive attitudes towards skin protection.
- Provide all children protection from sun damage.
- Encourage education and personal responsibility for skin protection.
- Promote positive attitudes towards skin protection.

Skin Protection Strategies

Cancer Council recommends that a combination of sun protection is used when UV levels reach 3 and above. Our school will consistently implement the following strategies from 1 September – 30 April and any other time when UV rating is 3 and above:

Clothing

- It is recommended by the Cancer Council that clothing should cover shoulders, arms and protect the back of the neck when UV levels are 3 and above.
- Our school uniform includes collared shirts with elbow length sleeves and pants/longer style shorts to provide students with adequate protection from the sun when outdoors. Singlets are not permitted.



Hat Policy

- It is compulsory for students to wear a hat outdoors between 8.50am and 3pm. This includes fitness, PE, yard play, excursions and any activity that is based outside.
- We recommend that children wear a broad-brimmed or legionnaire hat. Caps are not permitted.
- Parents and children are responsible for providing and naming a hat.
- Broad-brimmed hats can be purchased at the Front Office.
- Children are advised not to share hats for health risks (eg, head lice).
- If students do not have appropriate hats, they will be required to remain under the shaded area in front of the GLA Building. Parents will be contacted if a child consistently does not wear an appropriate hat.



The Pines School SunSmart Policy (Continued)

Sunscreen Policy

- Parents are encouraged to apply a high rating broad-spectrum, water resistant sunscreen (SP30+) before school.
- All classrooms will have a high rating broad-spectrum, water resistant (SP30+) and Cancer Council approved sunscreen available for students to apply. This will be the responsibility of the child.
- Families will supply sunscreen for children who may be sensitive to various creams. This will be accompanied with a note from parents/carers.
- Recently, playground equipment areas have been provided with shade cloths. The school will continually ensure there is sufficient shade available for safe outdoor play.
- Encourage and embed the Slip, Slop, Slap, Seek and Slide message within our school community by encouraging families and volunteers to role-model SunSmart behaviours including wearing hats SunSmart clothing when attending and volunteering at school activities and excursions.
- To review this policy yearly.



Staff and School Responsibilities Regarding This Policy

- Staff will be encouraged to act as role models by wearing protective hats and appropriate SunSmart clothing.
- Staff will encourage students to apply sunscreen before going outdoors and reapply sunscreen every 2 hours if outdoors for extended periods.
- Where possible staff will set up outdoor activities in appropriately shaded areas in conditions where the UV rating is 3 and above.
- Staff will ensure that sun exposure will be considered in the risk assessment when organising outdoor activities, excursions and events. This should include assessing UV levels, shade availability, clothing and sunscreen application/reapplication.
- Staff will include information about the importance of skin protection in the educational for the children.
- Parents will be made aware of this policy upon enrolment at The Pines.



Hot Weather Policy

- If the weather forecast for Parafield is 36° C or above at 12.40pm, the Hot Weather policy is enforced. If the temperature has not reached 36° C by recess time, students are encouraged to play in the shaded/sheltered areas of the school and hats must be worn. At lunchtime the Hot Weather buddy system becomes effective to release staff. As all classrooms are air-conditioned, students are to be supervised within the classrooms.



Dress Code Policy

1- BACKGROUND

In accordance with the Education Regulation 189A of the Administrative Instructions and Guidelines, Governing Councils are authorized to determine the School Dress Policy.

2- RATIONALE

We believe that a school dress code:

- Contributes to whole school unity and pride.
- Develops individual self-esteem through the feeling of 'belonging'.
- Contributes to the development of a supportive school environment by reducing levels of competitive dressing.
- Supports social justice initiatives by relieving parents and students of pressures to purchase high cost brand name clothing.
- Develops a positive image of The Pines School in the wider community.
- Assists staff in identifying strangers in the school grounds and therefore enables staff to ensure a greater level of safety for students.
- Assists in identifying students during excursions.
- Maintains sufficient choice for individuals.

3- IMPLEMENTATION

Parents/Caregivers of all students attending The Pines School are responsible for their child(ren) wearing colour coded, acceptable items of clothing to school and excursions.

We will continue to:

- Have a Year 7 top
- Support the "No hat No play" policy (no hat-play in shaded area)
- Acknowledge students wearing school colours at assemblies and in the newsletter.

It is recommended that those girls wearing skirts or dresses wear bike shorts, sports pants or leggings underneath. This will avoid embarrassment when they participate in physical education and play on equipment.

- Approved school hats and some clothing items are available for purchase at the Front Office.
- Clothing should be clearly labelled, thus reducing the amount of unclaimed lost property.
- Students must wear footwear that enables them to actively participate in all aspects of our Physical Education and Daily Fitness programs.

3- CONSEQUENCES

- If a student is unable to comply with the dress code for a short period of time (1-2 days), a note of explanation from the parent needs to be sent to the class teacher.
- It is compulsory to wear an approved school hat all year round. At play times, any child who is not wearing a hat will need to play in a shaded area. Parents will be contacted if it is noted the student has not had a hat for more than 2-3 days.
- A supply of dress code items will be kept in the Front Office. Students not in dress code will be asked to change into these at the beginning of the day and then back into their own clothes at the end of the day.
- Students who regularly fail to comply with the Dress Code Policy will be given a note to be sent home.

Dress Code Policy *(continued)*

THE ITEMS THAT ARE ACCEPTABLE	THE ITEMS THAT <u>ARE NOT</u> ACCEPTABLE
<p>Black, maroon or bottle green clothes including shorts, bike pants, trousers, cargo pants, netball skirts, plain blue denim jeans, leggings and jackets.</p> <p>Maroon or bottle green t-shirts, windcheaters, jumpers, polo shirts, skivvies.</p> <p>Green and white checked school dress. (Sport briefs, leggings or bike pants should be worn under skirts and dresses).</p> <p>Maroon, bottle green, black or white skivvies or long sleeve t-shirts that are being worn under other clothing.</p> <p>Outer wear such as rain jackets and parkas need not be in school colours as they can be expensive items and could also be worn out of school hours. They should be removed once in the classroom.</p> <p>Tops: Must cover shoulders, back and stomach</p> <p>Hats: Black, bottle green or maroon broad brimmed or bucket hats, which protect ears and neck.</p> <p>Footwear: Rubber soled shoes or sandals with backs. Heels must be no higher than 2cm. It is not necessary for footwear to be in school colours. All shoes must allow active participation in sport activities.</p> <p>Jewellery: Studs, sleepers, a watch and medic alert bracelet. Gold or silver chains should be worn under clothing.</p> <p>Belts and Headbands: Maroon, bottle green or black</p>	<ul style="list-style-type: none"> ◇ Any colours that are not school colours. ◇ Clothes with writing or pictures larger than a 50c coin. ◇ Make up. ◇ Clothing with any offensive pictures or language. <p>Tops: Sleeveless, backless or short tops that show midriff.</p> <p>Hats: Baseball caps, sun visors or other non-sun safe head coverings.</p> <p>Footwear: Thongs, clogs, platform, slip- on and high-heeled shoes.</p> <p>Jewellery: Hoop and drop earrings, bracelets, rings, necklaces and long chains.</p>

To allow for modesty and to avoid embarrassment, shorts, skirts and dresses must be at least as long as the end of the index finger when straight arms are placed against the thighs and fingers extended.

Under no circumstances are children to –

- Wear any clothing with offensive pictures or writing.
- Wear clothing, footwear or jewellery that is unsafe for normal school activities (including sun protection ie tank tops).

This includes casual clothes days, Sports Day and other special events.

If students arrive wearing these, they will be asked (where possible) to remove this clothing or jewellery and/or families will be called to bring different clothes/shoes.

A supply of dress code items will be kept in the Front Office. Students not in dress code will be asked to change into these at the beginning of the day and then back into their own clothes at the end of the day.

For exemptions for health, religious or cultural reasons please contact the Principal.

THE PINES SCHOOL UNIFORM PRICE LIST

A selection of tops, in various sizes, are available at the office during school hours. Please make enquiries early as sometimes stock runs low and new orders can take up to 6 to 7 weeks to receive.

Prices may change without notice.

Sizes	Price	6	8	10	12	14	16	S	M	L	XL
Polo Shirts with logo											
Children	\$27.00										
Adults	\$28.00										
Windcheater with logo											
Children	\$28.00										
Rugby Tops with logo											
Children	\$33.00										
Adults	\$35.00										
Bucket Hats	\$7.00										

HOT / WET WEATHER POLICY

The Pines School C.P.C - 7 Inclement Weather Procedure / Policy

- ◆ Leadership will declare an indoor recess and/or lunch period if, in the opinion, student and adult health and welfare could be at risk.
- ◆ Such occasions may be caused by electrical storms, excessive heat/cold, rain etc.
- ◆ If the temperature is or exceeds 36°c immediately before the break (10.35 am & 12.45 pm) the Inclement Weather Policy will be activated. This reading is based on the temperature for *Parafield* on the *Bureau of Meteorology Website*.
- ◆ During warmer weather, outdoor learning activities and placement of equipment/activities will be adjusted to ensure the health and safety of all children and adults.
- ◆ The canteen will remain open and teacher's discretion is to be used when allowing students to go to the canteen when the Inclement Weather Procedure is in place.
- ◆ If it's raining and the rain stops, the siren will sound to let children out of class and yard duty commences as normal.

INFORMATION ABOUT MATERIALS AND SERVICES CHARGES

The Government has set a standard Materials and Services Charge for all Primary Schools. School Council can choose to set fees above this level. At The Pines School we set this fee aiming to keep the cost minimal for our families but at the same time, to enable us to offer quality teaching programs and resources. The school relies on the payment of fees from parents to ensure we can maintain a high standard of programs & equipment over and above that which is provided by the government.

PAYMENT OF FEES

Payment can be made at the Front Office between 8:30 a.m. and 3:30 p.m.

Parents can pay by Bankcard, Visa, MasterCard, Eftpos, Cheque or Cash or QKR

Please note it is essential for all families to make payment of Material and Services charges. An Arrangement for part payment can be made at the front office. If you are eligible for School Card, application forms needs to be collected from the office A.S.A.P

The Pines Schools will always seek to recover unpaid Materials and Services Charges through personal consultation and negotiation. Where this is not successful the school shall engage DECD recovery team to recover any Material and Services Charges which remain unpaid.

SCHOOL CARD

What is School Card?

IT IS IMPORTANT THAT YOU APPROACH THE SCHOOL IF YOU BELIEVE YOU ARE ELIGIBLE FOR SCHOOL CARD. YOU NEED TO COMPLETE THIS APPLICATION EACH YEAR.

The School Card Scheme provides assistance for educational expenses for full-time students of low-income families. Approval for School Card will be dependent upon proof of family income not exceeding the limits. Application to be filled in and left at school office in February each year.

The procedure for applying for School Card is as follows:

If you hold a current Pension card or Health Care Card issued by Centrelink, and meet the income criteria set by School Card, please bring the card with you when you come to fill in your School Card Application.

It is most important that if you believe you are eligible for School Card you make contact with the school. The process is a simple one and allows the school to gain funds from the Department on your behalf and at the same time allows you to benefit from the concession.

School Card needs to be applied for each year for each child.

If you require further information regarding your child's school fees for 2017 please contact the Front Office on **8281 2199** .

Happy Haven OSHC

The Pines

Quotes from the children

I like OSHC because...

- "I like Playing on the Oval"
- "I like to play on the monkey bars"
- "I like playing on iPads"
- "I like playing cars"
- "I like playing on the computer"
- "I like playing with my friends"
- "I like the games"
- "We do great activities during the school holidays"
- "I like making things at after school care"
- "The Staff are great!!"
- "We always have new movies to watch"
- "I like playing lego with my friends"
- "We have yummy snacks"
- "I like searching for Bugs"
- "I like playing at the Oval and Hall"

- Learn Life Skills
- Fun
- Highly Skilled Staff
- Safe Environment



Session Times & Potential Fees*

◆ Before School Care 6:30am - 8:30am	\$4.04	◆ Vacation Care 6:30am - 6:00pm	\$5.41
◆ After School Care 3:00pm - 6:00pm	\$4.91	◆ Pupil Free Day 6:30am - 6:00pm	\$5.42

Fees as of 27/1/15. *Fees listed are based on an average family subsidised with CCB %. See examples below. The service has a late pick up & early drop off policy.

If you receive Child Care Benefit (CCB) a percentage of your fees will be subsidised.

Example of an average family who is subsidised with the CCB%

After School Care

For a family on 100.00% with 1 child who attends after school care for 5 days it would cost \$24.57 (including CCR)

That's \$4.91 each day!

Without CCB it would cost \$95.00

Vacation Care

For a family on 100.00% with children to attend vacation care for 4 days would cost a total of \$21.67 (including CCR)

That's \$5.41 each day!

Without CCB it would cost \$198.00

These are estimates only, staff will assist with working out what your fees will be depending on your individual case.



We specialise in running quality oshc programs

Happy Haven OSHC The Pines

The Pines School Rooms 16-20
42 Andrew Smith Drive
PARAFIELD GARDENS
Ph: 8258 8337
oshc.tpps43@schools.sa.edu.au
www.thepinesoshc.yolasite.com

Happy Haven OSHC

The Pines



After School Care

Happy Haven OSHC- The Pines After School Care offers a safe, hassle free environment for children to undertake a variety of activities after the school day.

After being signed in children are provided with afternoon tea promoting healthy eating, and a fruit platter is available at 4:30. Children are encouraged to participate in the preparation of all cooked

meals as it promotes life learning; a strong influence for The Pines OSHC.

We also offer areas for creative learning in 'The Lodge' and a homework room; children are encouraged to use this quiet environment to complete any out of school tasks.

Of course all of these activities are offered at no extra cost to families.



Happy Haven OSHC The Pines

The Pines School Rooms 16-20
42 Andrew Smith Drive
PARAFIELD GARDENS
Ph: 8258 8337
oshc.tpps43@schools.sa.edu.au
www.thepinesoshc.yolasite.com

We specialise in
running quality
oshc programs

Before School Care

Happy Haven OSHC- The Pines offers before school care every school day.

The service offers a healthy continental breakfast every morning & the occasional cooked breakfast.

The service promotes

a variety of activities ranging from arts and craft to dramatic play and sporting activities

After breakfast, children are encouraged to participate in activities before being signed out and allowed to leave for the school day.



Vacation Care & Pupil Free Days

Vacation Care is offered every school holidays, usually only closing for Public Holidays and a break for the week between Christmas and New Years each year.

During this time we offer a wide variety of excursions, usually 3 per week depending on weather, and other creative activities. Our program is very active and caters for children aged 5 to 12 years.

Some of the excursions offered include swimming, movies, laser skirmish, Adelaide Zoo, rock climbing, sumo suits, cinemas and many, many more.

The Vacation Care Program and booking form is availa-

ble Friday of week 5 every term. As we are limited to 105 CCB places per day it is best to get booking forms in early to avoid disappointment.

Pupil Free Days (PFD) are offered in a similar fashion to Vacation Care. Activities include excursions, special lunches or a variety of entertaining activities. Parents should book into these days as soon as they are aware of the Pupil Free Day dates because places fill quickly.

We realise that PFD and Vacation Care is often the only time children have time off school, therefore we aim to make these times as stimulating and exciting as possible..

Starting school

Parent Easy Guide 48



Starting school is an exciting time of change for children and families. There are many things you can do to prepare for the changes. Helping children to feel confident and positive about school will give them a good start.

A time of change

When children start school, they have a lot to get used to. They will be in a new setting, with more children and new rules and routines. Some children will manage this easily while others may need more help from parents and teachers.

When will my child start school?

Children in South Australia must be enrolled in primary school by their sixth birthday. Most children will attend preschool or childcare in the year before starting school.

From 2014, government schools will have one intake of children at the start of each year. Children turning five before May 1 will start at the beginning of term one in that year and children turning five on or after May 1 will start at the beginning of the following year. Check intake arrangements with your child's school.

Orientation to school

Many schools, preschools and childcare centres help children during their transition to school. They arrange programs which may include:

- > visits to the school over several weeks
- > walks around the school to see where things are, e.g. playgrounds, toilets
- > spending time in a classroom with teachers and other children.

There may be time for parents to meet staff members and ask questions too.

There is a lot for children to get used to when they start school. Some will adapt more easily than others.

Building confidence

There are things parents can do to help children feel confident and optimistic about starting school. You could talk with them about what school will be like. Borrow books from the library with positive stories about starting school. Maybe share some happy stories from your own school days.

Parents can also help children to build confidence and optimism by encouraging a habit of positive thinking. Asking children to tell you about the good things that happen each day helps develop this healthy habit.

Getting ready

To prepare children for school you could:

- > involve your child in preparing for school, e.g. shopping for their uniform, school bag and lunch box. Make sure they can manage their lunchbox and school bag
- > plan for healthy lunches, snacks and water to drink
- > help your child learn to dress themselves, and to use the toilet on their own
- > establish the bedtime and morning routine that they will have when they start school. It is very important that they get enough sleep
- > practice the route you will take when you walk, drive or ride to school
- > plan to take your child to school on the first day. Show them where you will pick them up at the end of the day. Make sure you are always on time. A few minutes can seem like a long time to a young child.

If your child is worried, ask them what would help, e.g. who should take them to school, where they want to say goodbye, what they want to do after school. Having some control can help children manage their fears.

Relax! If you are stressed, your child may sense this and worry too.



Helping parents be their best

Working with your school

It is important for parents and teachers to work together and communicate well. It can help if you:

- > let the teacher know if there is something happening at home that may be affecting your child
- > let them know about any health problems your child may have
- > read all the school notices and reply as soon as possible
- > get involved in school activities, e.g. listen to children's reading if you can.

Make an appointment to see the teacher if you are concerned about your child.

Children do best at school when their parents and teachers work together to support them.

The first few weeks

As your child settles in to school:

- > they may be tired at the end of the day. Don't plan too many after-school activities; make sure they have time to rest and for free play
- > they may be 'starving' after school. Take a healthy snack when you pick them up. Try giving them an early dinner as they may be too tired to eat later
- > they may want to tell you all about their day as soon as they see you. Be available to listen. Some children may want to relax first
- > encourage them to talk about good things that happen at school
- > make reading with them part of your daily routine. Bedtime stories are a great way to end the day.

Some children wet their pants at school, which can embarrass them. Reassure them that it often happens and is nothing to worry about. Encourage them to tell the teacher. Pack spare clothing in the bottom of their bag.

If your child is stressed

Children can show stress by:

- > being tearful
- > not wanting to go to school
- > having tummy aches or headaches.

You could help by:

- > encouraging them to talk about what's worrying them
- > letting them know that you are confident they can manage
- > asking what they think would help them.

If the worries continue, talk to the teacher about the best way to help them.

Want more information?

Department for Education and Child Development

Phone 82261527, freecall 1800 088 158
www.decd.sa.gov.au

Catholic Education Office

Phone 8301 6600 www.cesa.catholic.edu.au

Association of Independent Schools

Phone 8179 1400 www.ais.sa.edu.au

Child and Family Health Centres

Phone 1300 733 606 9am – 4.30 pm

Monday to Friday

For an appointment at your local Centre

Parent Helpline

Phone 1300 364 100

For advice on child health and parenting

www.cyh.com

Information on child health and parenting

www.parenting.sa.gov.au

For more Parent Easy Guides, e.g. 'Bedwetting',

'Bullying', 'Sleep disturbance' and parent

support groups in your area

www.raisingchildren.net.au

For information on raising children

Parenting SA
Women's and Children's Health Network
Telephone (08) 8303 1660
www.parenting.sa.gov.au

Revised 10/12

Parent Easy Guides are free in South Australia

Important: This information is not intended to replace advice from a qualified practitioner.

© Department for Health and Ageing, Government of South Australia. All rights reserved.

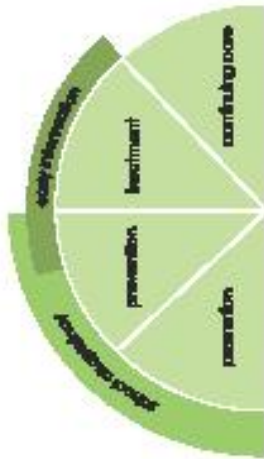


Parenting SA

Helping parents be their best

CHAPLAINCY & WELLBEING

Chaplaincy Services promote student wellbeing, engaging young people in activities that are preventative and which support early intervention and referral of mental health issues.



PRINCIPALS ARE SAYING...

The benefits of the program are clear and include: increased attendance at school by identified students, social and emotional support, increased access to social skills programs and families feeling supported in time of crisis such as suicide, death and family separations.

Primary School Principal

A lot of student problems never eventuate because Trev has provided support and encouragement early on. The students always walk away from their time with Trev with more bounce in their step...It is hard to imagine our school without thinking of our Worker.

High School Principal



Supporting School Communities
Across South Australia

Schools Ministry Group (SMG) coordinate and facilitate Chaplaincy Services in government schools across South Australia.

- School Chaplaincy commenced in SA Government schools in 1986.
- SMG partners with schools, local churches, state and federal governments to deliver Chaplaincy Services through the engagement of a Pastoral Care Worker.
- SMG works collaboratively with these partners in the recruitment, supervision and ongoing professional development of PCW's to ensure the placement of high quality workers who are well equipped to support young people and strengthen communities.
- Pastoral Care Workers are funded from two main sources - the National School Chaplaincy Program (administered by DECD) and the local church communities.
- The Chaplaincy Service provided through your PCW is a voluntary program offered to school communities.



www.smg.asn.au



Helping a young generation
discover purpose, value & hope

THE PINES SCHOOLS

OUR PASTORAL CARE WORKER



A Chaplaincy Service provided by
Schools Ministry Group (SMG)

WHAT IS A CHAPLAINCY SERVICE?

A Chaplaincy Service is provided by a Pastoral Care Worker (PCW) in a school community on behalf of the local combined Christian community to provide additional support as needed.



Pastoral Care Workers

- Provide pastoral care in a 'first response' capacity to critical incidents, refer to specialist support and to provide ongoing presence and followup
- Work closely and in partnership with leadership and other wellbeing staff in schools to provide pastoral care and practical support to students, families and staff as requested
- Are well positioned to work across the whole school to 'build a sense of' community, harmony and cohesion
- Are trained and equipped to provide their school with a unique dimension of social, emotional and spiritual support in line with the DECD wellbeing framework

Partnerships

Your local school and your local church work together to provide your Pastoral Care Worker.



WHY A CHAPLAINCY SERVICE?

The Facts

Students today face a more complex and challenging environment than ever before.

- 15% of young Australians are currently experiencing an anxiety condition
- Bullying is the leading social issue among SA students
- Just under half of all divorces occur among couples with children under 18
- 15% of SA students miss out on breakfast

source: ABS Statistics collected 2007, 2013

Support in SA Schools:
Outcomes from a 2014 Survey



Figures based on results from 20 day survey

Grief & Loss

FUNERALS 121

MEMORIALS 28

FAMILY DEATHS 712

STAFF & STUDENT DEATHS 93

Other Activities

Mentoring

Healthy Eating*

Support for Parents

Suicide Prevention

Anti-Bullying*

Figures based on 5 monthly overview / *PCW's address the top two social issues expressed by students in the 2013 ABS Census of School

PASTORAL CARE WORKER:

CAROLINE STEVENS



Let me introduce myself to you. I came to Australia when I was eight and can still remember the feelings of being different and not belonging and not having any friends. Sometime in my early teens I came to believe that Jesus was my friend and realised that he accepted me, which helped me to accept myself and others around me.

My heart goes out to children, to feel accepted and valued because I know the difference it made to me.

I am excited about the opportunities I have at the Pines Schools to help the community here to know how important they all are and to encourage them to reach their full potential by believing in themselves.

Before coming to the Pines Schools I worked in Out of School Hours Care. Before my own children I was a nurse.

My 3 adult children have all moved out of home at the moment. My favourite things to do are go to the beach or a doggy park, with my husband and my Dog, and watch a good movie, swim and get a bargain at a garage sale.

My regular days at school are:

Tuesday 8.00 - 3.30 & Thursday 8.00 - 3.00

Contact Details:

Ring or visit the Front Office to leave messages for Caroline, who will ring back to make appointments.



Cut off and keep for reference

THE PINES SCHOOL

CANTEEN PRICELIST inc GST

From 12th August 2019

DAILY MENU

Lasagne (meat or Vegetarian)	\$3.60
Spaghetti	\$3.60
Macaroni	\$3.60
Penne Napolitano	\$3.60
Mild chicken curry	\$3.60
Fried rice (G)	\$3.60
Vegetarian Fried rice (V) (G)	\$3.60
Pizza-margarita, BBQ chicken or ham & pineapple	\$3.00
Vegan pastry roll (V)	\$3.60
Nacho's with salsa & cheese or sour cream	\$2.60
Butter chicken with rice (G)	\$3.80
Hot ham and cheese roll	\$3.00
½ hot ham and cheese roll	\$1.50
Chicken nuggets, Dino snacks or coujons (ea)	60c
Gluten free Chicken Nuggets (G) (each)	60c
Chicken nuggets, chicken coujons or chicken Dino snacks with salad	\$4.00
Hamburger with sauce, tomato & lettuce	\$4.00
Chicken burger with lettuce & mayo	\$4.00
Fish burger with lettuce & mayo	\$4.00
Fish fillet with salad	\$4.00
Chicken or Beef noodles	\$2.50
Corn Cobbett's	\$1.00



SANDWICHES, ROLLS AND WRAPS

	Sandwiches	Rolls or Wraps
Vegemite	\$1.30	\$1.60
Egg	\$1.90	\$2.40
Tuna	\$1.90	\$2.40
Ham	\$1.90	\$2.40
Cheese	\$1.90	\$2.40
Chicken	\$2.40	\$2.90
Salad (tomato, cue, lettuce & carrot)	\$2.80	\$3.20



masterpass

For quicker, hassle-free school payments, try Qkr! today

Orders can be placed online using QRK by 9:00 AM

Fruit salad

Water melon, orange, grapes, apple or rock melon

small	\$1.00
medium	\$2.00



Extra's

Tomato	\$0.40
Cucumber	\$0.40
Lettuce	\$0.40
Carrot	\$0.40
Gherkins	\$0.40
Beetroot	\$0.40
Cheese	\$0.50
Coleslaw	\$0.50
Avocado	\$0.60

Sauce

Mayo	\$0.30
Tomato or BBQ	\$0.30

We can toast sandwiches, rolls or wraps at no extra cost.


We follow healthy guidelines and all foods listed on the canteen menu are in the green or amber categories.

(G) Gluten Free

(V) Vegetarian

WEEKLY SPECIAL

Term 2 and 3 only

Large pie		\$3.60
Large sausage roll		\$3.60
Mini beef pie (2 in pack)		\$2.60
Potato pie		\$3.60
Large sausage roll		\$3.20

Monday, Tuesday and Wednesday

Ckicken nuggets or dinosnacks or Coujons or Fish with wedges		\$4.00
---	--	--------

Tuesday and Friday

Hot dog with sauce		\$3.60
Half hot dog with sauce		\$1.80

Thursday

Baked potato with choice of coleslaw, beetroot, grated cheese, pineapple, ham and sour cream		\$4.00
--	--	--------

Each extra toppings



50c

SNACKS

Muffins - baked daily		
Small		20c
Medium		50c
Chocolate custard		80c
Jelly cups - orange, apple or black currant		80c
Jumpy chips – chicken, BBQ, Salt & Vinegar		\$1.00
Popcorn – original or cheese		\$1.30
Noodles – BBQ or chicken		80c
Chips – small only		\$1.20

DRINKS

Milk

Plain 300ml	\$1.40
Big M 250ml – chocolate or strawberry	\$2.00
Up and Go 250ml - choc, straw, banana or vanilla	\$1.80
Oak milk – 250ml choc, straw or vanilla	\$2.00
Oak milk 300ml – choc, straw, vanilla or banana	\$2.20



Juice and Water

Spring water 600ml	\$1.60
Spring water 350ml	\$1.00
Juice Crush 200ml – orange or apple/ blackcurrant	\$1.50
Chill Iced Tea	\$2.00
Peach, lemon, blackcurrant or raspberry Berry juice 250ml – apple, orange or apple/ blackcurrant	\$2.20
Glee drinks (99% fruit carbonated)	\$2.20
Frozen apple cups	\$1.00

Frozen twisted yoghurt

Watermelon, chocolate, strawberry or blue berry	\$2.00
--	--------



*** New prices August 2019



masterpass

For quicker, hassle-free school payments, try Qkr! today

Introducing Qkr! (pronounced 'quicker') by Mastercard, the secure and easy way to order and pay for school items from your phone at a time and place that suits you.

With Qkr you can:

- Order and pay for your child's lunches, reducing the need to bring cash to school;
- Pay for a variety of school items;
- See your receipts on the app and get them sent by email if required.



Getting started is easy - try it yourself today

Step 1 Download Qkr!

on your Android phone or iPhone. iPad users can download iPhone app



Step 2 Register

Select your Country of Residence as 'Australia' and follow the steps to register

Step 3 Find our school

Our school will appear in 'Nearby Locations' if you're within 10kms of the school, or search for our school by name.

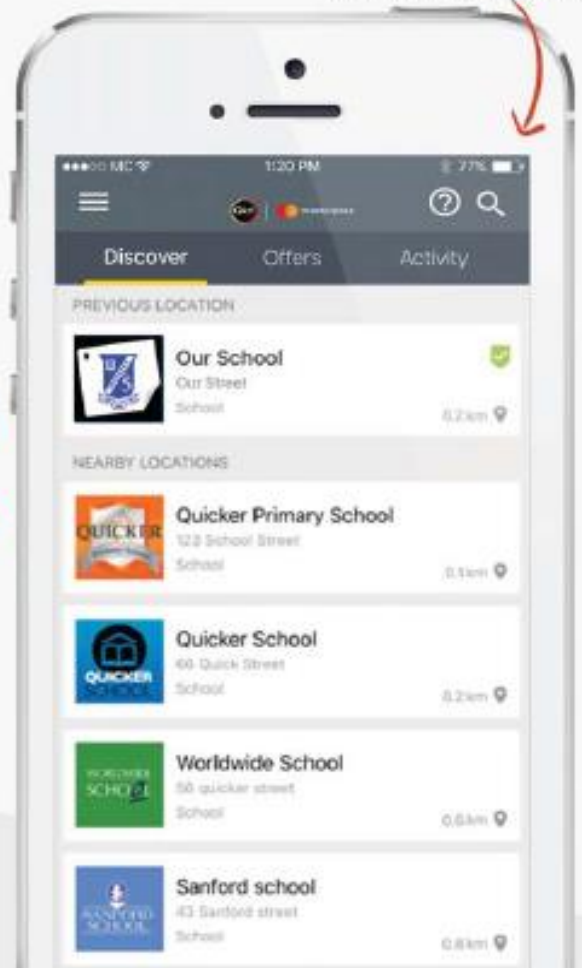
Step 4 Register your children

When first accessing our school you will be prompted to add a student profile for your child. This allows you to make orders and payments for them.

Search for our school name

If you have made a purchase you can select our school from 'Previous Location'

If you're within 10 kms of the school, you can select our school from 'Nearby Locations'





masterpass

Add your children's details in Student Profiles

Select
'Add student profile'



Add each
child's details



Manage each
child's details in
Student Profiles



Order meals

Select a menu
from our canteen



Tap the green
box to view
your receipt
or to cancel
an order



Select a date
for a child and
order a meal

Tap 'Repeat
order' to
copy all paid
orders from
one week to
the next



Tap to change
the date you
are ordering for

Tap to change
the child you are
ordering for

Tap 'Checkout'
then confirm and pay

Making payments

Add up to 5 cards to your wallet



At checkout select which card to
pay with.

Pay with any cards accepted
by the school.

Once your payment is approved you
can continue to the home page, or
view your receipt.

ANDREW SMITH DRIVE

STREET

HEMMINGS

